



First in LEDs...The solid state warning light leader



New Product!



Welcome to a New Dimension in LED Light Bar Technology



The GALAXY™ and GALAXY Elite™ are the most advanced LED Light Bars on the market. A complete 360-degree lighting system with extremely low amperage draw, the GALAXY™ line uses our signature low profile design and is engineered to provide superior aerodynamics and greater fuel savings than other light bars.

The revolutionary modular design of the GALAXY™ line provides incredible flexibility. GALAXY™ MTO is a custom Made-To-Order system that allows you to design your perfect light bar, from economy to deluxe, to work within your department's budget. Available in 3 stock sizes (48, 54 and 60 in.), modules on the leading and trailing edge can be interchanged to allow for various combinations of LED colors, blanks and up to 400 watts of takedown lights while still conforming to SAE and Title 13 requirements.

FEATURES	GALAXY™	GALAXY Elite™
911EP® Signature Low Profile Design	★	★
Modular Flexibility Using the GALAXY™ MTO Configuration System	★	★
Onboard Halogen Takedown Lights - 110 or 200 Watts	★	★
220 Watts (using twin 110 Watt modules)	★	★
400 Watts (using twin 200 Watt modules)	★	★
Intergrated Flashing of Takedown Lights		★
110 Watts of Alley Light Power (55 Watts per side), Intergrated Flashing	★	★
Intergrated Traffic Director/Warning Light in Trailing Edge	★	★
SAE/Title 13 Class I - Meets and Exceeds Requirements	★	★
Sizes Available - 36 in. (76 cm) to 54 in. (137 cm) in 6 in. (15.25 cm) increments	★	
42 in. (107 cm) and larger in 6 in. (15.25 cm) increments		★
Minimum of 30 Preprogrammed Flash Patterns - Configurable	★	★
Re-programmable		★
Daytime and Nighttime Cruise Lights	★	★
Internal Components are Easily Accessed by Simply Removing 4 Screws	★	★
Future Technology Integration		★



1-800-863-6911
See price list for all available color combinations.

Physical Characteristics

LED Lens	Lexan® Polycarbonate
Alley Lights	Steel with Glass Lens
Takedown Lights	Steel with Glass Lens
Extruded Aluminum/Die Cast chassis components	
Mounting	Stainless Steel or Glass Filled Nylon
Colors	Red, Amber, Blue, White
Width	36 in. (92 cm), 42 in. (107 cm), 48 in. (122 cm), 54 in. (137 cm), 60 in. (152 cm)
Depth	10.75 in. (27.3 cm)
Height	2.25 in. (5.7 cm)
Weight	28 lbs. (12.7 Kgs), 30 lbs. (13.0 Kgs), 32 lbs. (14.5 Kgs), 34 lbs. (15.5 Kgs)

New Product!



Be Visible, Be Safe with this Maintenance Free Light

911EP® introduces the 360 Star®, a virtually maintenance-free lighting solution for a wide range of law enforcement, fire and rescue, and light and heavy duty equipment applications. The 360° viewing angle provides tremendous visibility for your vehicle.

The 360 Star® has an extremely low amperage draw and consumes up to 70% less energy than traditional strobe and halogen technology. You can operate the 360 Star® while your engine is off, saving fuel and strain on your vehicle.



Amber with amber lens



Blue/red with clear lens

FEATURES

- Brightest, most powerful LEDs available
- Low profile design with 360 degree viewing angle
- High visibility Fresnel Lens provides enhanced optics
- Flash patterns – up to 30 patterns based on color and certification level
- Illuminated dome – use as a running light or incorporate within select flash patterns
- Upgrade model handles up to a 24v DC system
- Rugged – shock/vibration resistant platform and corrosion resistant die cast base
- SAE J845 Class I and Class II – meets and exceeds requirements
- EMI/RFI protection

APPLICATIONS

- **Law Enforcement**
Motorcycles, marine, undercover units
- **Fire/ EMS**
Fire trucks, rescue vehicles, marine, command vehicles, volunteer vehicles
- **Light and Heavy Duty**
Utility vehicles, towing and recovery, snow plows, DOT and municipal vehicles, refuse and waste hauling vehicles, airport equipment, school buses, etc.

Physical Characteristics

LED Lens	Lexan® Polycarbonate
Base	ADC-12 Die Cast Aluminum
Lens	Lexan® Polycarbonate
Lens Colors	Clear or Amber
Diameter	7.25 in. (18.5 cm)
Height	2.1 in. (5.5 cm)
Power Cord	
With switch	15 ft. (4.5 m) cig plug cable with switch to change patterns, 7.5 amp fuse & magnet mount
Without switch	15 ft. (4.5 m) 6-wire cable with stripped ends. 30 ft. cable available as an upgrade
	Mounting options include permanent mount (standard), pole mount (1 in. and 3/4 in.), flat mounting plate, vertical pipe/mirror mount
Light Colors	Red, Amber, Blue, White, Green




1-800-863-6911
See price list for all available color combinations.




It's Like Nothing You've Ever Seen Before

The Millennium[®] LED Light Bar is the first fully LED-powered, solid state light bar. Low-profile and incredibly efficient, the Millennium[®] is a complete 360-degree lighting system designed to deliver more while demanding less from your vehicle's electrical system. The Millennium[®] is comprised of 911EP[®] Signature LED Modules. Each endcap contains two 35 watt MR-8 halogen lamps that serve as Takedown / Utility and Alley Lights.



Millennium LED Light Bar - Red/Blue with Amber Traffic Director



See price list for all available color combinations.



1-800-863-6911


Physical Characteristics

Material	Extruded aluminum chassis
Finish	Clear coat anodized
Lens	Polycarbonate
Width	36.0 (91 cm), 49.0 (124.46 cm), 60.0 in. (152.4 cm)
Depth	9.5 in. (24 cm)
Height	2.85 in. (7.25 cm)
Weight	25 - 35 lbs. (11.34-15.9 Kgs)
Power Cord	2 - 14 ga. shielded with drain
Communication Cord	2 - 20 ga. shielded with drain
Mounting	Stainless steel brackets and tension mount



A Low Profile Design that Delivers Extreme Power

911EP's LS12® has been engineered as the perfect "undercover" light. At just 12.3" wide by 1.0" tall, the LS12® is incredibly discrete when not in use, yet is a powerful, reliable and rugged emergency warning light that will always perform when needed. The LS12® consists of four 911EP® Signature LED Modules. The LS12® is available in three models; switched, hard-wired and stop-turn-tail (STT). LS12® hard-wired and STT products are available in rear corded configurations.



The LS12® hard-wired model has a 15-foot, six-wire power and control cable. This model must be wired to a switching device for proper use.




The LS12® switched model possesses a toggle switch for flash pattern control, as well as a 15-foot power cord terminating in a cig plug adapter. Interior use only.



LS12 - Red / Blue



LS12 - Red / White




LS12 - Red



LS12 - Blue / White



LS12 - Red / Amber



LS12-STT

See price list for all available color combinations.

Physical Characteristics

Material	Extruded aluminum chassis
Finish	Anodized
Lens	Polycarbonate
Width	12.3 in. (31.25 cm)
Depth	1.25 in. (3 cm)
Height	1.0 in. (2.5 cm)
Weight	0.65 lbs. (0.3 Kgs)
Power Cord	
With switch	15 ft. (4.5 m) cable with cig plug and 3 amp fuse
Without switch	15 ft. (4.5 m) six-wire cable with stripped ends
Mounting	Several options



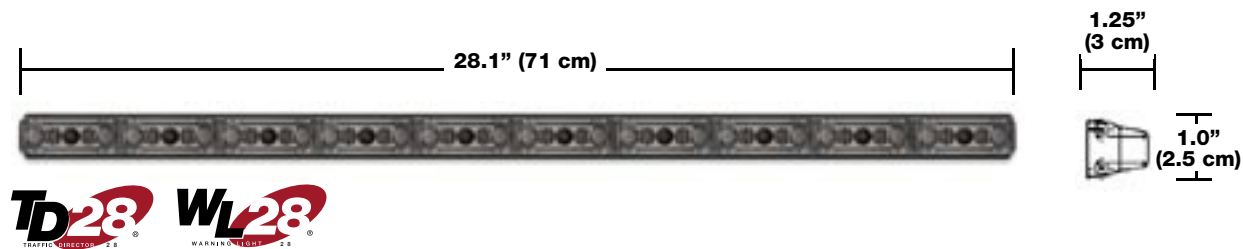

1-800-863-6911

TD Series
TRAFFIC DIRECTOR

WL Series
WARNING LIGHT

The Best Traffic Directors & Warning Lights Available Anywhere

The Traffic Director & Warning Light Series have been engineered to deliver higher visibility, yet draw less power, than any other comparable lights on the market. These lights allow you to maintain safety under the most taxing conditions, no matter what other electrical demands may be placed upon your vehicle. In other words, they're exactly the partners that you want covering your back in a tight spot. The Traffic Director Series provides 3 warning light patterns and 9 directional light patterns. The Warning Light Series provides over 15 warning light patterns. All of these products consist of 911EP® Signature LED modules.



TD39 - Red / Amber / Blue



TD28 - Red / Amber / Red



WL28 - Red / Blue



1-800-863-6911
See price list for all
available color combinations.

Physical Characteristics

Material	Extruded aluminum chassis
Finish	Anodized
Lens	Polycarbonate
Width	TD/WL39 - 39.1 in. (99 cm) TD/WL28 - 28.1 in. (71 cm)
Depth	1.25 in. (3 cm)
Height	1.0 in. (2.5 cm)
Weight	TD/WL 39 - 5.5 lbs. (2.5 Kgs) TD/WL 28 - 2.3 lbs. (1 Kgs)
Power Cord	15 ft. (4.5 m) six-wire cable with stripped ends
Mounting	Several options

Universal, Adaptable, Discrete & Bright



A Perfect Complement to Other 911EP® Products.

911EP®'s LED Star® is the perfect secondary warning light to complement your primary warning light devices. It has been designed to allow the user to customize the warning light configuration on grilles, trunks, rearview mirrors, etc. Be creative with the LED Star® and be safe. 911EP® offers two types of LED Stars®. A Standard LED Star® and a Smart LED Star. The standard LED Star® can be integrated into a vehicles existing electrical system or controlled using 911EP®'s LED Commander. The LED Commander controls up to 12 standard LED Stars® and offers three different flash patterns - Wig-Wag, Alternating/64 Flash Wig-Wag, and a Steady/64 Flash Wig-Wag at 1.5 flash/sec. Smart LED Stars® have a single preprogrammed pattern containing the Alternating 64 Flash. Smart LED Stars® do not require a LED Commander to operate. Just over 1 inch high and 2.75 inches in length, the LED Stars® are the smallest, most compact and versatile warning light on the market today. LED Stars® offer complete flexibility in mounting and placement for maximum visibility and work extremely well in undercover vehicle applications.



Red LED Star



Amber LED Star



White LED Star



Blue LED Star

Cable with quick connect plug system

LED Star® cording has been designed to include a quick connect plug system. The system allows for more flexibility for installation of your LED Star® product.



Physical Characteristics

Material	ADC-12 Die Cast Aluminum
Finish	Black E-Coating
Lens	Polycarbonate
Width	2.75 in. (7 cm)
Depth	1.25 in. (3 cm)
Height	1.0 in. (2.5 cm)
Weight	0.21 lbs. (0.1 Kgs)
Power Cord	Quick connect plug system

1-800-863-6911

See price list for all available color combinations.





Armor Holdings Products Division
4657 Heatherwood Road
St. Cloud, MN 56301
1-800-863-6911
FAX: 1-800-863-2991
www.911ep.com

911EP® offers a variety of mounting options and accessories to compliment our warning light products. Call customer service for more information.



ARMOR HOLDINGS PRODUCTS DIVISION